

CZM - CONVENTIONAL ZONE MODULE



STANDARD FEATURES

- Provides an address point for a zone of up to 25 conventional smoke detectors.
- Blinks green when polled. Latched on red (controlled by panel) when activated.
- Device address can also be programmed with a handheld programmer. Device Address- ranges from 1 to 127.
- Compatible with Class B (Style B) and Class A (Style D) wiring.
- Auxiliary power source provides power for the zone of detectors.
- Compatible with conventional detectors, SLR, SIJ, SLK and SIH series.

PRODUCT LISTINGS

Underwriters Laboratories: S5694
CSFM #: Pending

SPECIFICATIONS

Operating Voltage:	17~41 VDC
Auxiliary Supply Voltage Nominal	18.8~27.2 V
Average Current Consumption: (From S-SC)	
Typical Quiescent	400µA
2-Wire Detector Loop Current:	
Standby Detector Load	1mA Max
From Auxiliary Supply	
Alarm (Short across detector line)	60mA Max
Data Transmission Current	22mA ± 20%
EOL Device	4.7K Ohms
Alarm Threshold Level	<1.5K Ohms
Wiring OK Threshold Level	
	>2.5K Ohms & <6K Ohms
Open Circuit Threshold Level	>10K Ohms
Max. 2-Wire Conventional Detector	
Loop Resistance:	50 Ohms (total SLC run length)
Operating Temperature Range:	

DESCRIPTION


The Hochiki Conventional Zone Module (CZM) is designed for use on the FireNET analog addressable system. Up to 127 devices can be placed on a single SLC loop. The device address is uniquely stored on an onboard EEPROM. The module allows the panel to interface and monitor dry contacts such as two-wire conventional detectors or pull stations. Each CZM is addressed through the panel and transmits the status of one zone of devices (25 maximum per zone) back to the panel. It supervises the power supply as well as the entire zone of devices. Status conditions are reported as normal, open or alarm. All 2-wire smoke detectors must be UL listed as compatible to be interfaced with the CZM. The interrupt driven Digital Communication Protocol (DCP) combines maximum communication reliability and fast response to emergency conditions. The module has a single bi-colored LED to indicate device status. It fits into a standard 4" square or double gang electrical back box.

Specifications subject to change without notice.

Continued on back.

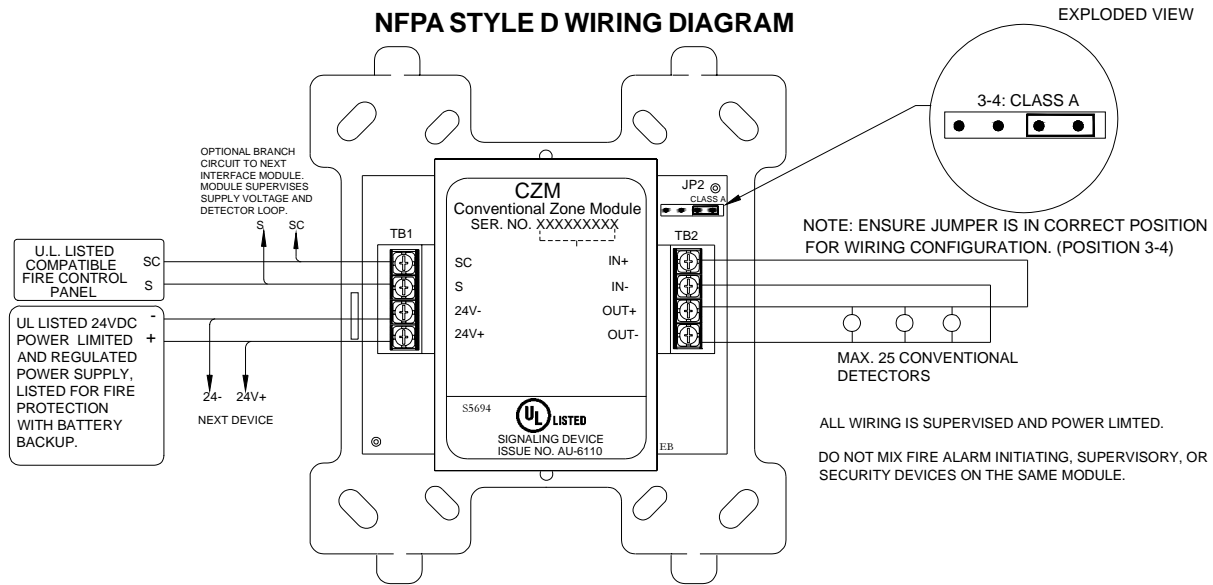
ENGINEERING SPECIFICATIONS

The contractor shall furnish and install where indicated on the plans, Conventional Zone Module (CZM). The modules shall be UL listed and compatible with the Hochiki America Analog Control Panel Protocol. The device address shall be electrically programmable and stored in EEPROM. A bi-colored LED shall indicate device status. The CZM shall be supplied with a plastic cover and shall be suitable for mounting to a 4" square or double gang electrical back box. The CZM shall provide a monitor LED that is visible from outside the cover plate.

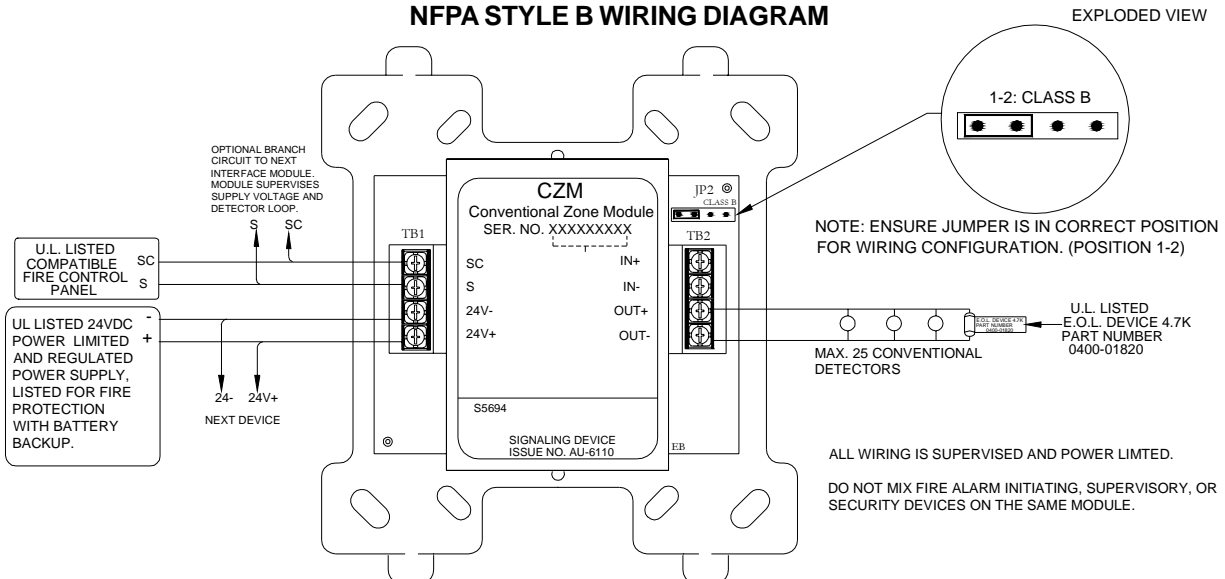


Back side of a CZM

NFPA STYLE D WIRING DIAGRAM



NFPA STYLE B WIRING DIAGRAM



SLC COMPATIBLE DEVICES AND SYSTEM ACCESSORIES

MODEL	DESCRIPTION
ALG-V	Addressable Photoelectric Sensor
AIE-EA	Addressable Ionization Sensor
ATG-EA	Addressable Heat Sensor
NSA-6	Six inch Sensor Base
NSA-4	Four inch Sensor Base
DH-98A	Addressable Duct Detector Unit
DH-98AR	Addressable Duct Detector Unit (with relays)
FRCME-S	Contact Monitoring Module (mini version to fit behind pull station)
FRCME-4	Contact Monitoring Module (with faceplate/indicating LED)
DIMM	Dual Input Monitor Module (with faceplate/indicating LED)
CZM	Conventional Zone Module
R2M	Dual Relay Module
SOM	Supervised Output Module
SCI	Short Circuit Isolator Module
FN-4127-SLC	Dual SLC Loop Expansion Card
FN-4127-NIC	Network Interface Card
TCH-B100	Hand Held Programmer (portable device addresser)

SPECIFICATIONS

Primary AC:	120VAC @ 2 amps 60hz
Output DC:	24VDC @ 4 amps
Max.	Charger Current: 1.5 amps
Dimensions:	14.5"W x 24" H x 5"D
Weight:	31 lbs (without batteries)
Color:	Red (optional charcoal)
Material:	ABS/steel enclosure
Display:	8 line x 40 character LCD (320 characters total)
Network:	Dual RS485 ports (64 panels max.)
Zones:	500 network wide software zones per system (Output zones allocated to zones 1 to 253 only)
SLC loops:	2 or 4 (class A or B)
Devices per loop:	127 any combination (800 addresses+sub-addresses max. per panel)
NAC Outputs:	(4) 1.6 amp@24VDC (class B)
Relay Outputs:	(5) Form C 1amp@30VDC
Voltage Outputs:	(3) 500mA@24VDC
Aux. Power:	500mA@24VDC
Aux. Inputs:	(8) digital pull downs
PC Port:	RS232
Printer Port:	RS232

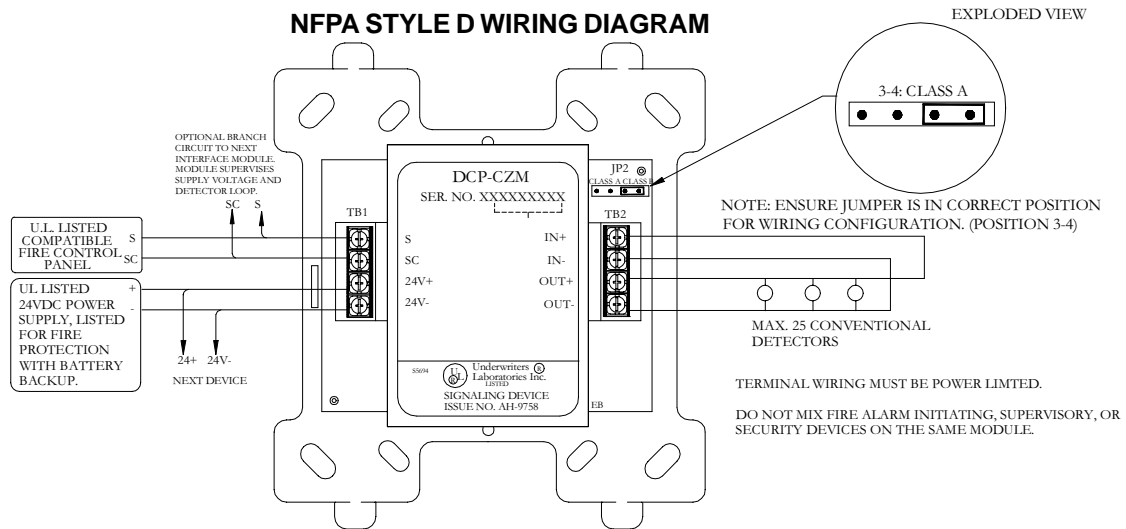
ENGINEERING SPECIFICATIONS

The contractor shall furnish and install where indicated on the plans, Conventional Zone Module (CZM). The modules shall be UL listed and compatible with the Hochiki America Analog Control Panel Protocol. The device address shall be electrically programmable and stored in EEPROM. A bi-colored LED shall indicate device status. The CZM shall be supplied with a plastic cover and shall be suitable for mounting to a 4" square or double gang electrical back box. The CZM shall provide a monitor LED that is visible from outside the cover plate.



Back side of a CZM

NFPA STYLE D WIRING DIAGRAM



NFPA STYLE B WIRING DIAGRAM

